

Industrial RS-232/RS-422 Isolated Converter



Part Number: CVT-422-3



■ INTRODUCTION

The CVT-422-3 is an industrial grade (wide temperature range with surge & static protection) optically isolated bi-directional RS-232 to RS-422 converter, which can be used to convert any standard RS-232C port into a four-wire full-duplex RS-422 port and vice versa.

This product features opto-isolation circuitry, which effectively protect your RS-232 devices from ground loops, transient surges and spikes. The unit is powered from the RS-232 data line; it also supports data direction auto-turnaround. Therefore, no external power or flow control is required.

■ FEATURES

- Industrial grade with wide temperature range, surge and static protection.
- Port-powered, no external power or RTS, DTR required.
- Optical isolation effectively protects your RS-232 devices from ground loops, transient surges and spikes.
- Plug and play (hot-pluggable, data format auto-sensing and self-adjusting).
- Built-in surge protection, static protection and circuit protection.
- Built-in 120Ω end-of-line terminator for easy installation.
- Surface Mount Technology manufactured to ISO-9001 standards.
- CE certified.
- 5-year manufacturer's warranty.

■ SPECIFICATIONS

Compatibility:	EIA/TIA RS-232C standard and RS-422 standard
Power Source:	Port power from RS-232 data line
Current Consumption:	Less than 10mA
Optical Isolation:	2500Vrms (AC, 1 min)
Baud Rates:	1,200 to 57,600bps (auto-sensing and self-adjusting)
Distance:	RS-232 side: 16ft (5m); RS-422 side: Depending on power from RS-232 port, will transmit up to 4000ft (1.2km) at 19,200bps
Connector:	RS-232 side: DB-9 Female; RS-422 side: DB-9 Male; Termination Board: DB-9 Female and a 6-Way Terminal Block
Maximum Number of Drops:	64
End-of-Line Terminator:	120Ω (Built-in)
Surge Protection:	600W
Static Protection (ESD):	Up to 15KV
Dimensions (H x W x D):	0.63 x 1.3 x 3.5 in (16 x 32 x 90 mm) (with termination board)
Weight:	1.4 oz (40 g) (with termination board)
Operating Temperature:	-40°F to 185°F (-40°C to 85°C)
Operating Humidity:	Up to 90% RH (no condensation)

■ PIN ASSIGNMENT

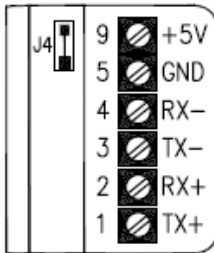
RS-232 Side (DB-9 Female Connector):

DB-9 Pin:	1	4	6	7	8	2	3	5
Function/Internal Wiring:	tied together			tied together		TX	RX	GND

RS-422 Side (DB-9 Male Connector / Termination Board):

DB-9 Pin:	1	2	3	4	5	9	8	4
Terminal Block/Function:	TX+	RX+	TX-	RX-	GND	+5V measurement	Terminate/remove J4 to turn ON/OFF the 120Ω end-of-line terminator	

Termination Board:



- The numbers on the left indicate the pin assignment of DB-9 male connector (RS-422 side).
- DO NOT connect external power to the +5V pin, it is for measurement only. The unit will function correctly only when the voltage on +5V pin is around +5V (when RS-232 port is connected). Otherwise, please check the connection.
- The unit comes with a built-in 120Ω end-of-line terminator; use it (Jumper J4 ON) only when the distance is over 660ft (200m).

■ CONNECTIONS

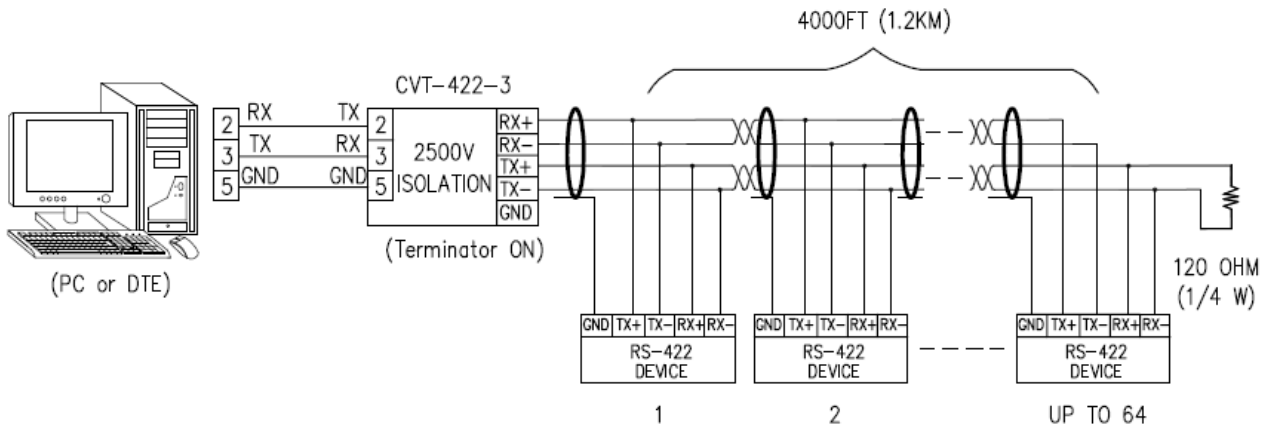


FIGURE 1: MASTER-SLAVE MULTI-DROP CONNECTIONS

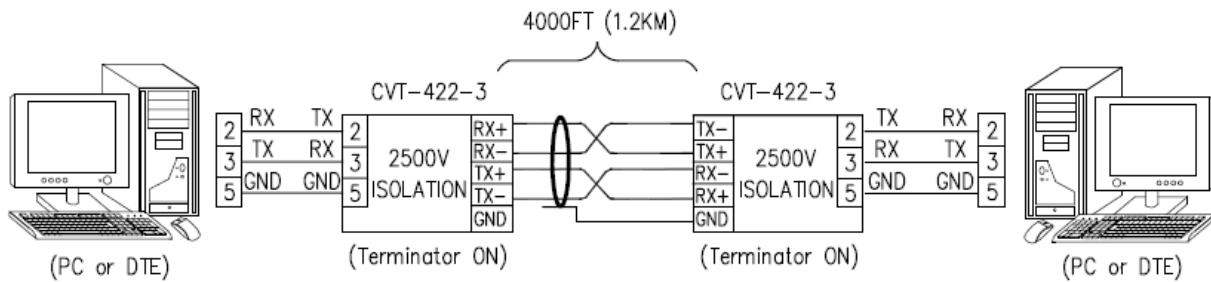


FIGURE 2: EXTENDING FULL-DUPLEX RS-232 DISTANCE WITH OPTO-ISOLATION (DATA ONLY)

■ INSTALLATION NOTES

- Connect the PC's (or other DTE device's) COM port (or use a straight-through cable) to the RS-232 side of CVT-422-3, use a cross-over (Null-Modem) cable for DCE device.
- The 120Ω end-of-line terminator adds heavy DC loading to a system; connect it only when the RS-422's distance is over 660ft (200m).

■ TROUBLESHOOTING

- Measure pin +5V and GND with a voltmeter, and be sure that it is around +5VDC (when RS-232 port is connected). Otherwise, please check the connection.
- Perform a loopback test by using CommFront's 232Analyzer software: Short TX and RX (TX+ to RX+, TX- to RX-) on the RS-422 side, connect your PC's RS-232 port to the RS-232 side, and then send commands from the 232Analyzer software. You should receive an echo of the commands sent. By performing a simple loopback test like this, you can test both the transmitter and receiver of the converter. This is very helpful when you are in doubt about the performance of your converter.